


# soft line




art. 2261 play center A

Ingombro totale del kit cm 180x180x30 h



art. 2255  
Ingombro cm 60x60x30 h



art. 2258  
Ingombro cm 60x60x30 h



art. 2256  
Ingombro cm 60x60x30 h



art. 2259  
Ingombro cm 60x60x30 h



art. 2257  
Ingombro cm 60x60x30 h

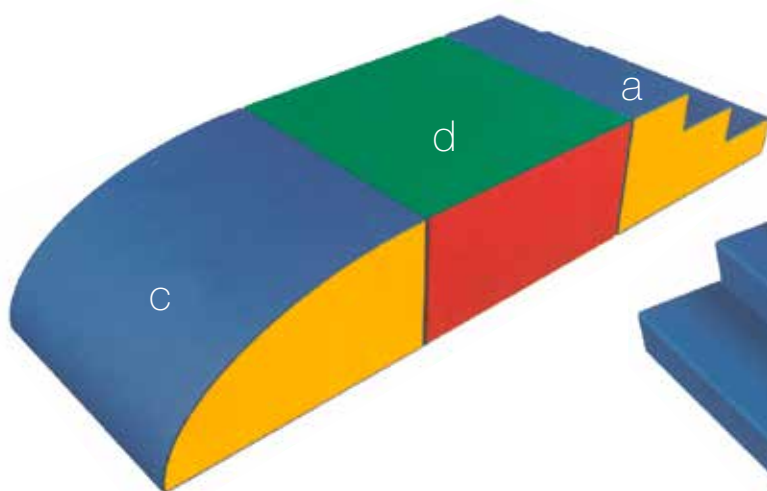
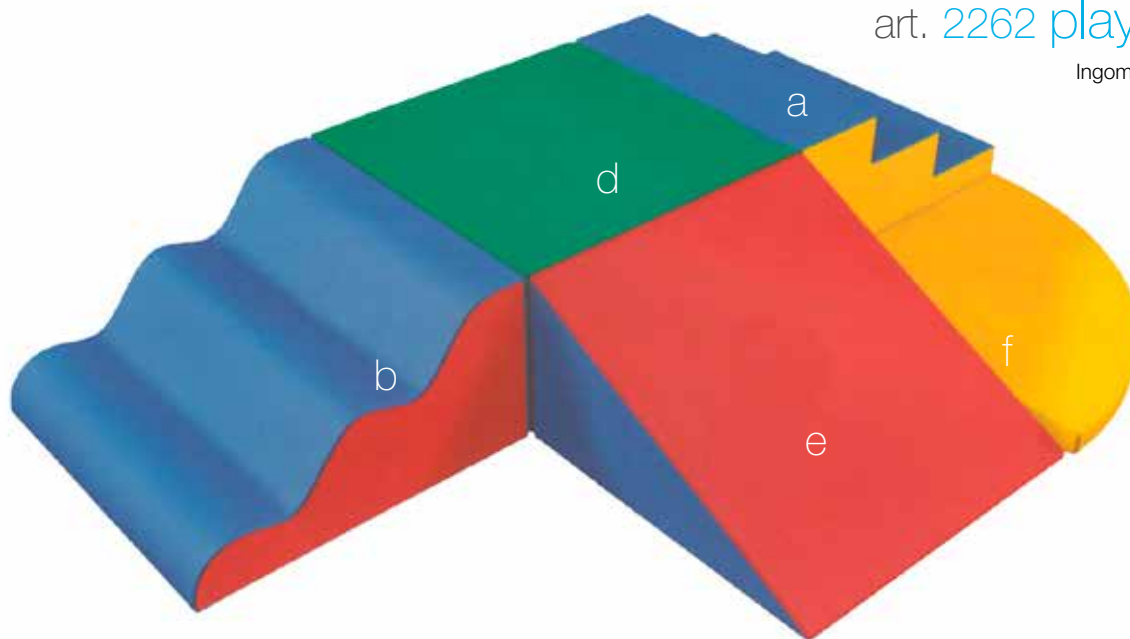


art. 2260  
Ingombro cm 60x60x5 h



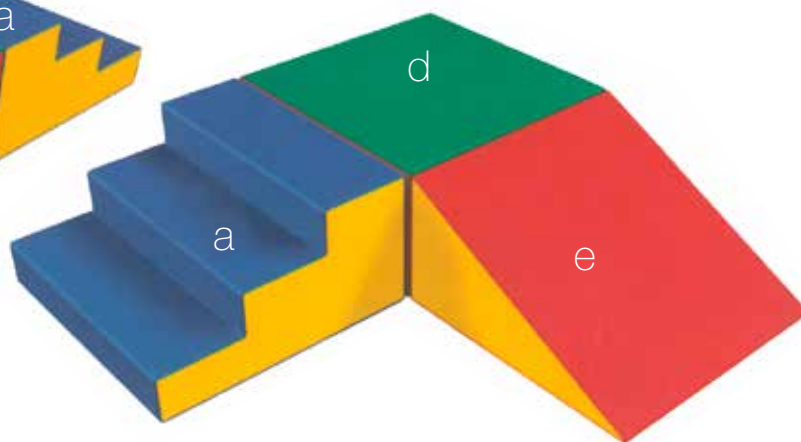
art. 2262 play center B

Ingombro cm 180x120x30 h



art. 2263 play center C

Ingombro cm 120x60x30 h




art. 2264 play center D

Ingombro cm 120x120x30 h


- a scala art. 2255 cm 60x60x30 h
- b onda art. 2256 cm 60x60x30 h
- c rampa art. 2258 cm 60x60x30 h

- d pedana art. 2259 cm 60x60x30 h
- e scivolo art. 2257 cm 60x60x30 h
- f materassino angolare art. 2260 cm 60x60x30 h



art. 2265 kit road

Ingombro cm 320x240x60 h

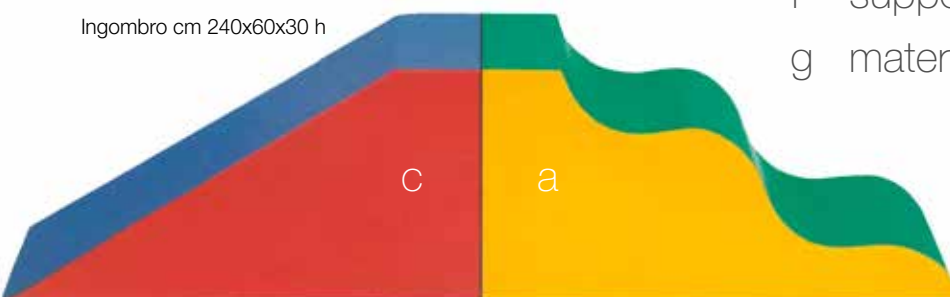


art. 2267 kit trio

Ingombro cm 320x60x30 h

art. 2266 kit duo

Ingombro cm 240x60x30 h



- |   |             |           |                |
|---|-------------|-----------|----------------|
| a | onda        | art. 2149 | cm 120x60x60 h |
| b | scala       | art. 2151 | cm 120x60x60 h |
| c | scivolo     | art. 2153 | cm 120x60x60 h |
| d | ponte       | art. 2175 | cm 80x60x60 h  |
| e | trave       | art. 2112 | cm 120x30x30 h |
| f | supporto    | art. 2157 | cm 60x30x30 h  |
| g | materassino | art. 2177 | cm 180x70x4 h  |

art. 2268 kit play A

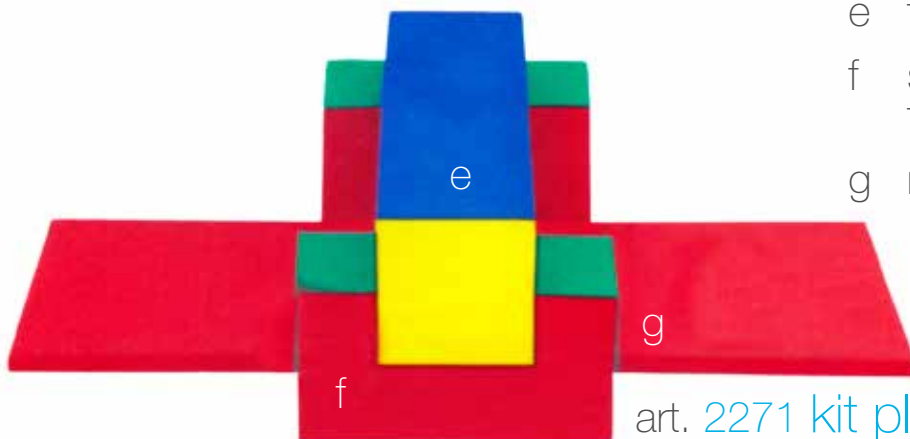
Ingombro cm 420x100x60 h



art. 2270 kit play C

Ingombro cm 180x180x60 h

- |   |                   |           |                  |
|---|-------------------|-----------|------------------|
| b | scala             | art. 2151 | cm 120x60x60 h   |
| h | ruota             | art. 2159 | cm ø 120x30x60 h |
| i | supporto<br>ruota | art. 2156 | cm 60x60x60 h    |
| m | cuneo             | art. 2164 | cm 60x60x30 h    |
| c | scivolo           | art. 2153 | cm 120x60x60 h   |
| e | trave             | art. 2112 | cm 120x30x30 h   |
| f | supporto<br>trave | art. 2157 | cm 60x30x30 h    |
| g | materassino       | art. 2177 | cm 180x70x4 h    |



art. 2271 kit play D

Ingombro cm 120x120

art. 2269 kit play B

Ingombro cm 440x180x60 h



art. 2272 kit play E

Ingombro cm 200x200x30 h



art. 2273 kit play F

Ingombro cm 360x180x60 h



g materassino art. 2177 cm 180x70x4 h

l semi ruota art. 2162 cm ø 120x30 h


f supporto  
semi ruota art. 2157 cm 60x30x30 h

d ponte art. 2175 cm 80x60x60 h

a onda art. 2149 cm 120x60x60 h

n semi cilindro art. 2133 cm ø 30x60 h

o materassino art. 2007 cm 200x200x5 h




## cilindri

- art. 2114 cm ø 8x20
- art. 2115 cm ø 15x35
- art. 2116 cm ø 15x50
- art. 2117 cm ø 20x60
- art. 2118 cm ø 25x50
- art. 2119 cm ø 25x100
- art. 2120 cm ø 30x30
- art. 2121 cm ø 30x60
- art. 2122 cm ø 30x90
- art. 2123 cm ø 30x120
- art. 2124 cm ø 30x130
- art. 2125 cm ø 40x40
- art. 2126 cm ø 40x80
- art. 2127 cm ø 40x100
- art. 2128 cm ø 60x60
- art. 2129 cm ø 65x65



## semi cilindri

- art. 2130 cm ø 15x30
- art. 2131 cm ø 25x30
- art. 2132 cm ø 30x30
- art. 2133 cm ø 30x60
- art. 2134 cm ø 30x90
- art. 2135 cm ø 40x40
- art. 2136 cm ø 60x60
- art. 2137 cm ø 65x65



## parallelepipedi

- art. 2102 cm 40x20x10 h
- art. 2103 cm 40x20x20 h
- art. 2104 cm 40x30x10 h
- art. 2105 cm 50x25x25 h
- art. 2106 cm 60x30x15 h
- art. 2107 cm 60x30x30 h
- art. 2108 cm 80x40x10 h
- art. 2109 cm 80x40x20 h
- art. 2110 cm 80x40x40 h
- art. 2111 cm 90x30x15 h
- art. 2112 cm 120x30x30 h
- art. 2113 cm 130x30x30 h



## cubi

- art. 2098 cm 20x20x20 h
- art. 2099 cm 30x30x30 h
- art. 2100 cm 40x40x40 h
- art. 2101 cm 50x50x50 h



cunei

- |           |               |           |                 |
|-----------|---------------|-----------|-----------------|
| art. 2138 | cm 25x25x10 h | art. 2142 | cm 60x60x30 h   |
| art. 2139 | cm 35x35x20 h | art. 2143 | cm 100x100x20 h |
| art. 2140 | cm 60x45x15 h | art. 2144 | cm 100x100x30 h |
| art. 2141 | cm 60x60x15 h | art. 2145 | cm 100x100x40 h |



trapezoidale

- art. 2148 cm 40x50x30 h




triangoli

- art. 2146 lato cm 30  
 art. 2147 lato cm 40

esagono

- art. 2251 cm ø 60x80




ottagono

- art. 2250 cm ø 60x80

asse equilibrio

- art. 2253 cm 200x25x30



cilindro tronco

- art. 2252 cm ø 60x80





art. 2249 kit mini baby

Ingombro cm ø 270x30 h


a scala art. 2255 cm 60x60x60 h

b onda art. 2256 cm 60x60x30 h

c scivolo art. 2257 cm 60x60x30 h

art. 2297 mini baby

Ingombro cm ø 150x30 h




art. 2274 play round

Ingombro cm 330x180x30 h

composto da:

- 6 curve
- 2 rettilinei
- 2 raccordi



art. 2275 rettilineo

cm 120x30x30 h



art. 2276 curva 90°

cm 30x30 h



art. 2277 raccordo

cm 30x30 h



## salottino baby

art. 2193 poltrona	cm 40x50x50 h
art. 2194 divano	cm 100x50x50 h
art. 2195 divano bis	cm 200x50x50 h
art. 2196 pouf quadro	cm 50x50x25 h
art. 2197 pouf tondo	ø cm 40x50 h
art. 2198 pouf angolo	ø cm 50x50x25 h
art. 2157 tavolino	cm 60x30x30 h

## pavimentazione ad incastro

Pavimentazioni ad incastro disponibili in diverse forme, misure e colorazioni. Il materiale è a cellula chiusa totalmente atossico di gradevole morbidezza robustezza e notevole elasticità. Repellente a tutte le sostanze, igienico e facile da pulire.

art. 2209 piastra 50	cm 50x50x10 h
art. 2208 piastra 100	cm 100x100x10 h
art. 2238 bordo lineare	cm 100 h

art. 2287 il castello


Ingombro cm 200x130x90 h

composto da:

- 2 pannelli cm 170x80x15 h

- 2 pannelli cm 130x80x15 h

Ogni pannello contiene una sagoma ad incastro, l'insieme dei pannelli costituisce una grande struttura rettangolare, adatta al gioco collettivo.



art. 2278 soft rettangolare

cm 200x50



art. 2280 soft  
quadrato

cm 50x50



art. 2279 soft rotondo

cm ø 120



art. 2181 materassino  
pouf cm 200x200x30 h



art. 2179 materassino  
baby cm 150x150x4 h




## materassino

art. 2177 cm 180x70x4 h

art. 2178 cm 180x70x6 h





art. 2281  
materassino  
puzzle

cm 130x90x10 h






## piscina angolare con trampolino

Piscina angolare composta da 3 pezzi  
uniti con velero dotata di telo e materassino  
di fondo.

Contiene circa 1500 palline da  $\varnothing$  70

Contiene circa 3000 palline da  $\varnothing$  50



## trampolino

art. 2284 cm 135x60x60 h

*abbinato solo a piscine h 50*

## piscina angolo

art. 2190 cm 200x200x30 h

art. 2283 cm 200x200x50 h



## palline

art. 2191  $\varnothing$  70

art. 2192  $\varnothing$  50



## piscina quadrata

La piscina quadrata é composta da 4 elementi uniti tra loro mediante strisce di velcro che ne garantiscono un solido ancoraggio. È dotata di telo e materassino di fondo.

Contiene circa 2500 palline da ø 70

Contiene circa 5000 palline da ø 50

art. 2182  
cm 200x200x50 h

art. 2183  
cm 200x200x65 h

## piscina rotonda

Composta da 2 semicerchi uniti tra loro mediante strisce di velcro ed é dotata di telo e materassino di fondo.

Contiene circa 2000 palline da ø 70

Contiene circa 4000 palline da ø 50

art. 2184  
cm ø 200x50 h

art. 2186  
cm ø 200x60 h

art. 2187  
cm ø 180x30 h

art. 2188  
cm ø 180x50 h



## piscina onde quadrata

La piscina quadrata é composta da 4 elementi uniti tra loro mediante strisce di velcro che ne garantiscono un solido ancoraggio. È dotata di telo e materassino di fondo.

Contiene circa 2500 palline da ø 70

Contiene circa 5000 palline da ø 50

art. **2285**  
cm 200x50 h




## piscina onde angolare

Piscina angolare composta da 3 pezzi uniti con velcro dotata di telo e materassino di fondo.

Contiene circa 1500 palline da ø 70  
Contiene circa 3000 palline da ø 50

art. **2286** cm 200x200x50 h





## protezioni murali

art. 2085 protezione murale  
al mq, spessore cm 5

art. 2065 protezione murale  
al mq, spessore cm 2

art. PRSP paraspigolo in EVA  
al ml, spessore cm 1, angolo cm 5+5

art. 2086 protezione colonna  
al mq, spessore cm 5



## trampolini

art. 2241 jump baby  
cm ø 240

art. 2242 jump junior  
cm ø 290

art. 2243 jump major  
cm ø 360

art. 2244 jump magnum  
cm ø 435

art. 2245 jump baby  
cm ø 240 senza protezioni

art. 2246 jump junior  
cm ø 290 senza protezioni

art. 2247 jump major  
cm ø 360 senza protezioni

art. 2248 jump magnum  
cm ø 435 senza protezioni

